

More than Books: Make the most of  
your Library

Navigating Learn.UQ

# WiFi, Printing and Tech Tips

Systems and Software at UQ



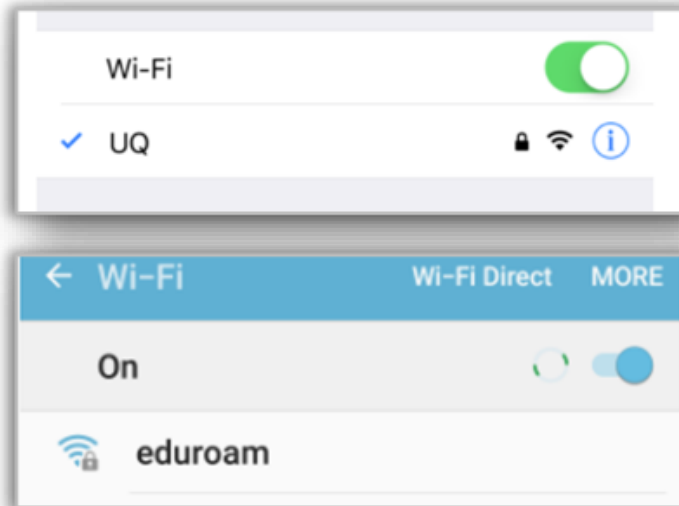
# Internet Access

- UQ students receive full unlimited access to the internet for use on campus.
- UQ Internet access is subject to the Information and Communication Technology Policy.

## Under-18 Internet Access

- All students under the age of 18 are required by law to have parental/guardian consent to access the internet. Full information and an online consent form can be found at...
- More information on the internet access webpage
- Please note that you must be enrolled in your course before you can be granted access.

# UQ WiFi



- UQ - on campus. Login username: s4123456
- Eduroam, [s4123456@uq.edu.au](mailto:s4123456@uq.edu.au) - in [other organisations](#)
- See AskUS service for assistance in connecting or [Connecting to WiFi](#) guide

# Passwords

- Single Sign On interface (student account & password)
- If you need to reset your password, you can do so through the [UQ Password Change](#) webpage
- For help with passwords contact [AskUs](#)

# Mutli-Factor Authentication (MFA)

At UQ we **Multi Factor Authentication** to make sure it is really you when you log into UQ services and systems



Download the **Duo Mobile app** on your phone, following the instructions on [mfa.uq.edu.au](https://mfa.uq.edu.au) to set it up.

This website includes helpful information, including how to access your account if you lose your phone, as well as instructions for using other applications (e.g. Google Auth or Microsoft Auth)

[AskUs](#) can also help with your questions about MFA.

# Library Computer availability

Computer availability	
Architecture & Music Library	22 free of 33
Level 3	22 free of 33
Biological Sciences Library	96 free of 223
Central Library	18 free of 22
D.H. Engineering & Sciences Library	100 free of 119
Duhig Building	113 free of 196

Library home page will show number of currently available desktops in all branches.

A two-minute delay between updates.



# Library Desktops

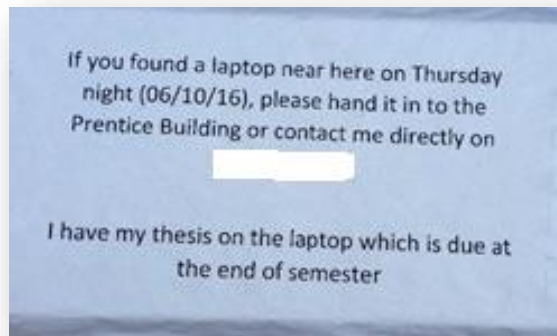


Sign in using your

Username: e.g., s4123456

Password: ??????????

# Trouble Free Computing Tips



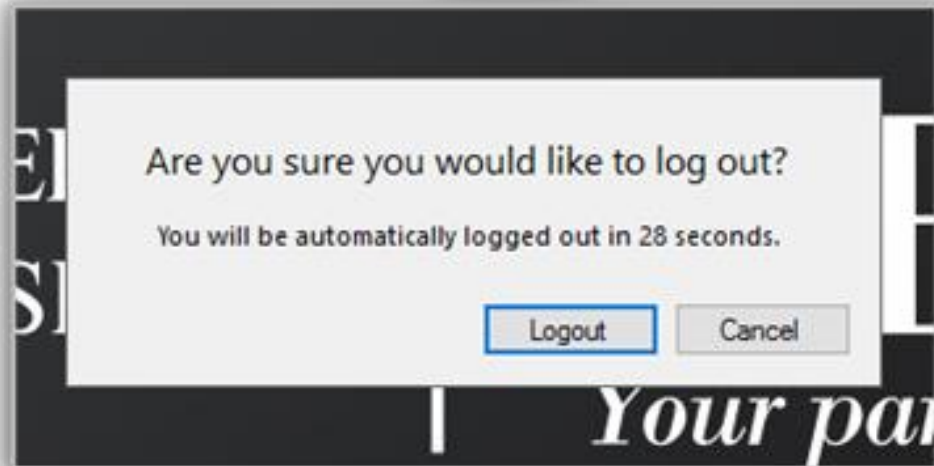
Free antivirus by [Nick Youngson](#) CC BY-SA 3.0 Pix4free



- ✓ Backup your work in more than one location – computer failure/loss is no excuse for late submissions
  - Use USBs, Cloud services (e.g. OneDrive) or email yourself a copy
- ✓ Antivirus – Install some
  - Free is ok they just don't update as regularly as the paid version
- ✓ Safeguard your devices/belongings
  - Never leave them unattended. There is no guarantee they will be there when you return
- ✓ Update your system regularly
  - This can be particularly important at exam time. Out of date systems have been known to cause issues during online exams



# Logout



Always logout when finished on a public machine

You are responsible for anything that happens under your login details

Never let anyone use your login details

# Printing in the Library – Papercut Software

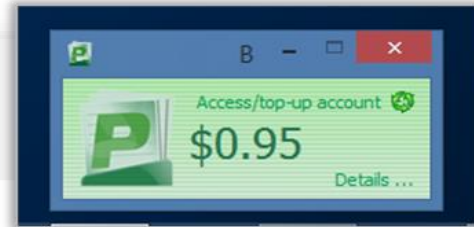
## Print, scan & copy

Home / Library services / IT

### Your print account

Log in to top-up and view jobs

- Learn more about your [print account](#), such as how to top-up
- Use your **UQ student or staff card**, or **UQ log in** to pay for printing: they are linked with your print account.
- **Guests** can [get a print/copy card](#)



All printing must be paid for. Current print prices can be found on the [print-scan-copy page](#)

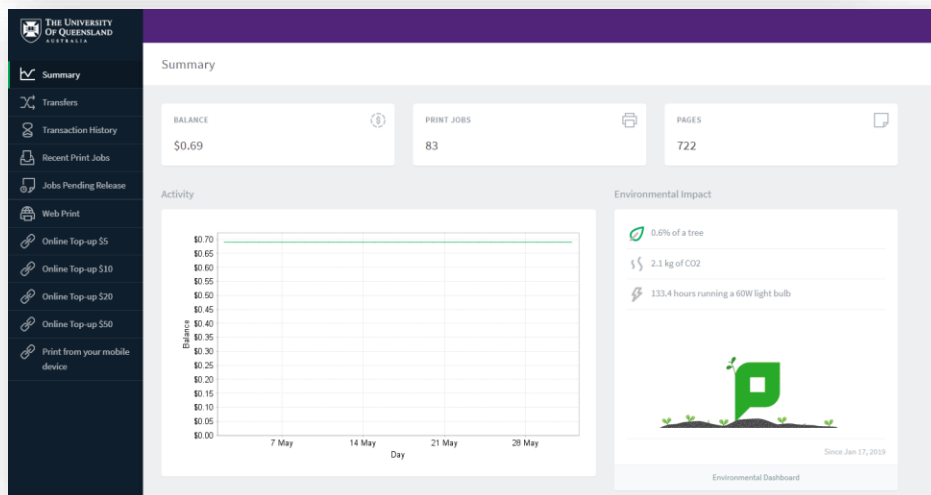
Print from a library computer or your own device (see link)

You need the full amount available to be able to release a job

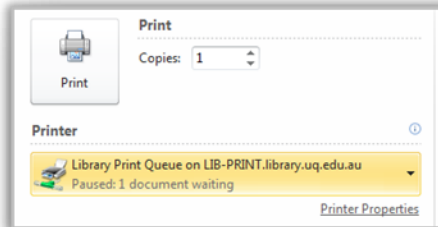
Black and White (default) and Colour is available

Top up via...

- the [print-scan-copy page](#)
- [directly in papercut](#)
  - (numerous language choices available)
  - Above link available on the papercut software popup on public machines



# Printing (continued)



You print to a queue

Only you can access your jobs in the queue

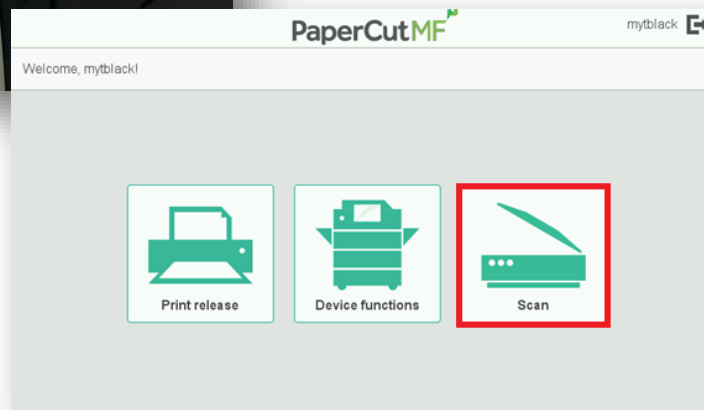
Scan your ID on the touch pad (or sign in)

Print the jobs you want and the amount will be deducted from your account

Log Out of the printer when you are finished



# Scanning in the Library



- Scanning in the library is free using the multifunction devices that are labelled Print, Scan and Copy
- You can send the scan to an email address or a USB stick

*Note: External hard drives are not supported*

- Copyright rules apply to all scans

# Contact Us

UQ Library Technology Training

[training@library.uq.edu.au](mailto:training@library.uq.edu.au)

<https://web.library.uq.edu.au/library-services/training>

# Scan & Win!



## Library Orientation Information Session Survey

Tell us about your orientation information workshop experience to win one of six **\$50 eGift vouchers**.