

Library Orientation

# More than books: Make the most of your library

Navigating Learn.UQ

WiFi, Printing and other IT Essentials

Software you need at UQ



# Acknowledgement of Country

The University of Queensland (UQ) acknowledges the Traditional Owners and their custodianship of the lands on which we meet.

We pay our respects to their Ancestors and their descendants, who continue cultural and spiritual connections to Country.

We recognise their valuable contributions to Australian and global society.

*The Brisbane River* pattern from *A Guidance Through Time*  
by Casey Coolwell and Kyra Mancktelow.



# Diversity and inclusion

The University of Queensland Library is excited to be part of a diverse community.

Diverse thought and perspectives contribute to creativity and innovation and help us solve problems.

We celebrate and are enriched by the differences in all that we do.

Together with you, we are building a Library for everyone, underpinned by the UQ values of respect and inclusivity.



# What we'll cover

- Getting help (AskUs)
- Library spaces
- Borrowing and printing
- Your library home page
- Finding resources
- Library Training



slido



**What are you studying this year?**

ⓘ Start presenting to display the poll results on this slide.

# AskUs



We're here to help

- Your first port of call for
  - Library resources
  - Library services
  - IT support
  - Digital Exam Support
- Find an [AskUs desk](#) at all our campuses
- [Contact](#) by phone, email, online chat and video call every day of the week



# Video call AskUs



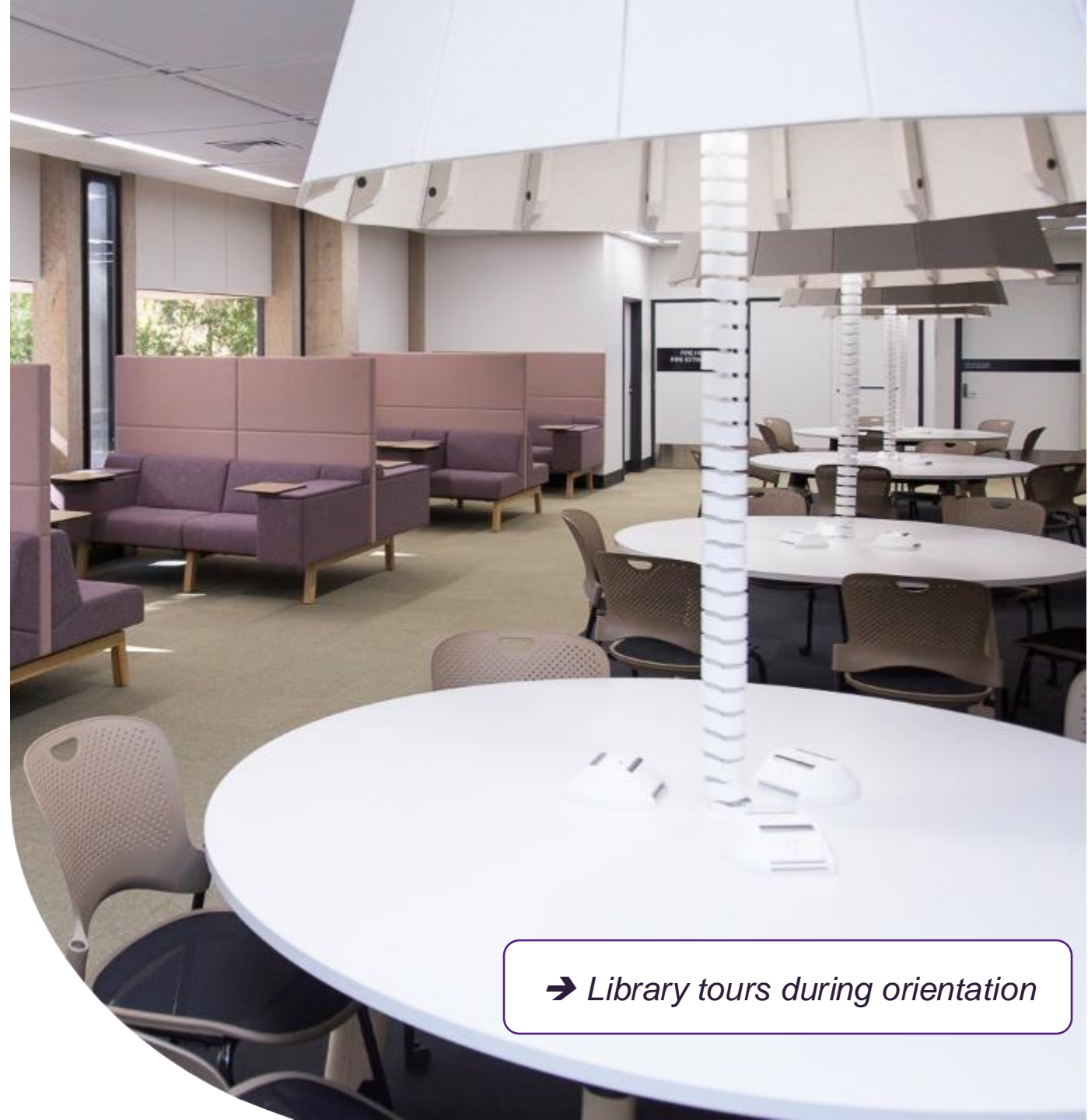
- Available through:
  - Kiosks at St Lucia Libraries
  - Your own device by scanning the QR code or clicking the link on the [Library website](#)
- Available during “Virtual Service” hours, which you can find on the Library website
- You can also contact other UQ support services



# Library spaces

Your place to study, meet and relax.

- Find locations, opening hours and study spaces at [www.library.uq.edu.au](http://www.library.uq.edu.au)
- **24-hour Library spaces (Access with ID card)**
  - Central Library (Duhig North)
  - Dorothy Hill Engineering & Sciences Library (DHESL)
  - Biological Sciences Library
  - Duhig Tower
  - J K Murray (Gatton) Library
  - Law Library
  - Herston Health Sciences Library (training room only)
- Architecture and Music Library
- Dutton Park Health Sciences Library










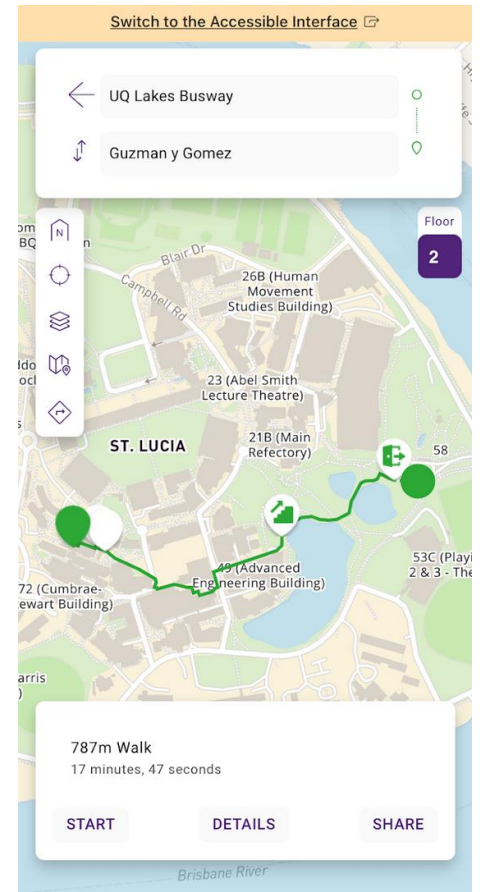
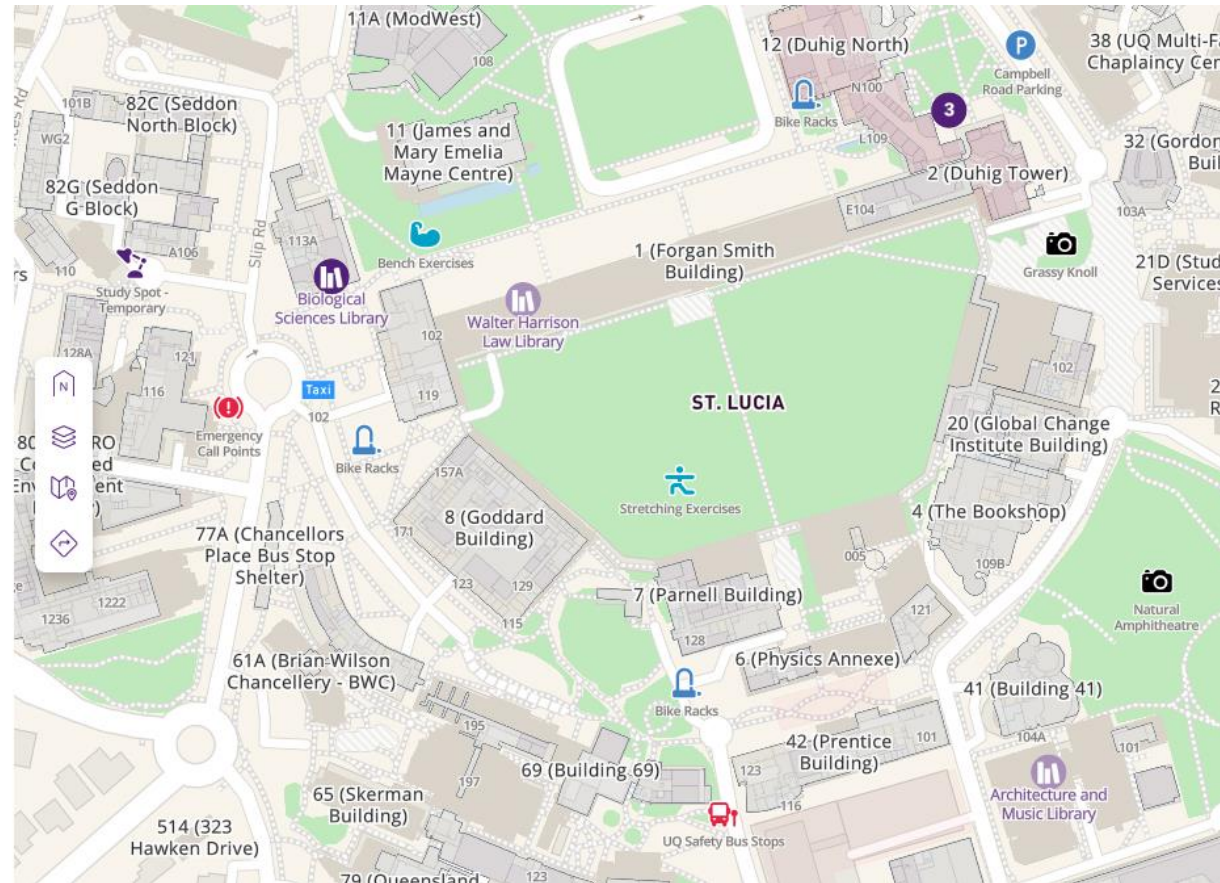
→ *Library tours during orientation*



# Find library locations on UQ Maps

← Libraries ×

-  Libraries
-  **Walter Harrison Law Library**  
1 (Forgan Smith Building)
-  **Duhig Tower Library**  
2 (Duhig Tower)
-  **Fryer Library**  
2 (Duhig Tower)
-  **Dorothy Hill Engineering and Sciences Library**  
50 (Hawken Engineering Building)
-  **Architecture and Music Library**  
51 (Zelman Cowen Building)
-  **Central Library**  
12 (Duhig North)



# Using the Library

- Cold food and covered drinks are welcome
- Fridges and microwaves in kitchen spaces (keep hot food in these spaces)
- Computers, software and device docks
- Borrow a laptop for 24 hours or 28 days
- Discipline-specific resources (e.g. anatomical models)
- Accessibility options (accessible course readings, lockers etc): contact Student Advisors in Student Services




➔ *WiFi, Printing and Tech Tips*  
orientation session

# Studying in the Library

Many different spaces to suit your needs:

- Quiet study zones
- Group work areas
- Low light areas
- Height adjustable desks
- Assistive technology rooms: contact Student Advisor team at Student Services to access
- Postgraduate study space and lockers (enter the semester ballot)



# Bookable Library spaces

Book different spaces for quiet study, group work or assessment

- Individual rooms
- Group rooms
- Presentation room (Central Library)
- Meeting booths for one or two people
- Individual study pods
- Online exam booths (with or without computer)

Visit [UQ BookIt](#) or use QR codes to book



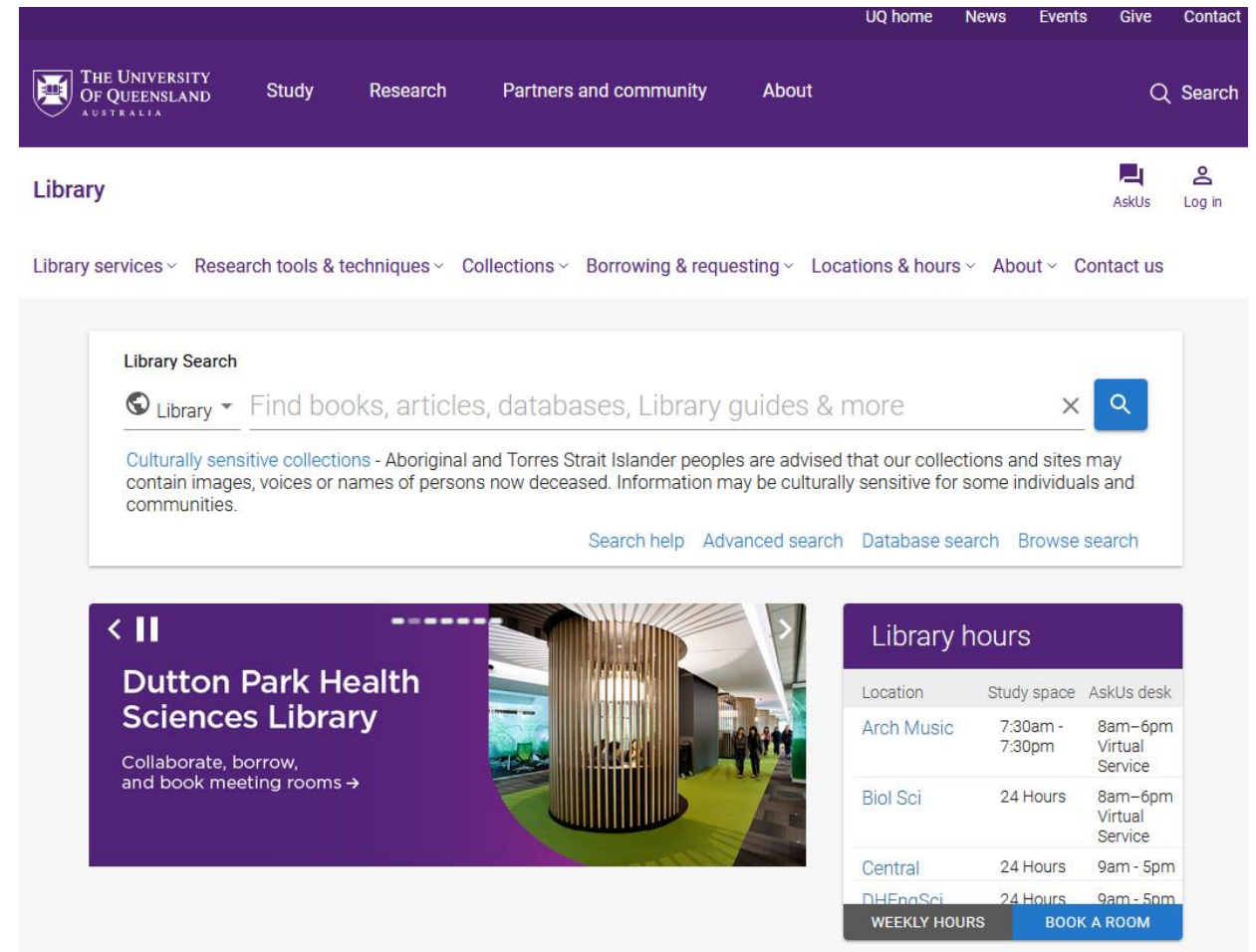
# Library opening hours

Find out when Library spaces and services are open on our website

## 24-hour Library spaces:

- Central Library
- Biol Sciences
- DHESL
- Duhig tower
- Gatton
- Law Library

Access spaces after-hours with your student card.



The screenshot shows the University of Queensland Library website. At the top, there is a navigation bar with links for 'UQ home', 'News', 'Events', 'Give', and 'Contact'. Below this is a secondary navigation bar with 'Study', 'Research', 'Partners and community', and 'About', along with a search icon and 'Search' text. The main content area features a 'Library' header with 'AskUs' and 'Log in' icons. A secondary navigation bar lists 'Library services', 'Research tools & techniques', 'Collections', 'Borrowing & requesting', 'Locations & hours', 'About', and 'Contact us'. The central part of the page contains a 'Library Search' box with a search bar and a magnifying glass icon. Below the search bar is a notice about 'Culturally sensitive collections' and links for 'Search help', 'Advanced search', 'Database search', and 'Browse search'. At the bottom, there is a featured banner for 'Dutton Park Health Sciences Library' with a photo of the interior and the text 'Collaborate, borrow, and book meeting rooms →'. To the right of the banner is a 'Library hours' table.

Location	Study space	AskUs desk
Arch Music	7:30am - 7:30pm	8am-6pm Virtual Service
Biol Sci	24 Hours	8am-6pm Virtual Service
Central	24 Hours	9am - 5pm
DHEngSci	24 Hours	9am - 5pm

WEEKLY HOURS    BOOK A ROOM

# Borrowing and printing

Your UQ student card is your Library card



## Use it to:


- print/scan/copy
  - manage your print balance [online](#)
- access 24/7 spaces after hours
- borrow physical resources
- For more information: [bit.ly/uql-borrowrules](https://bit.ly/uql-borrowrules)




# Your Library home page

Good afternoon  
Library Student


 s41234567  Set a preferred campus


Manage your print balance (\$0.00) 


Manage your library loans 

Logged in as:  
**STUDENT, Library**


[LOG OUT](#)

 **Library account**  
Loans, requests & settings

 **Favourites**  
Saved items, searches & search history

 **Learning resources**  
Course readings & exam papers

 **Print balance**  
How to check your balance and top up

 **Book a room or desk**  
Student meeting & study spaces

 **UQ eSpace dashboard**  
Your UQ research & more

 **Feedback**

# Search the collection

Find online and print resources, access search tools like databases, access your course reading list plus more through [Library Search](#)

## Library Search

 / Research tools & techniques

**Library Search** lets you search across multiple Library systems and research databases in one place. Find books, articles, journals, video, audio, theses, past exam papers, course readings and more. [More detail on what's included.](#)

### Library Search



Library ▾

Find books, articles, databases, Library guides & more



[Culturally sensitive collections](#) - Aboriginal and Torres Strait Islander peoples are advised that our collections and sites may contain images, voices or names of persons now deceased. Information may be culturally sensitive for some individuals and communities.

[Advanced search](#) [Database search](#) [Browse search](#)



# Our collections

Access the largest research library in Queensland

At UQ the Library is more than just books!

Physical resources (print/hard copy)	Electronic resources (online)
<ul style="list-style-type: none"><li>• Books</li><li>• Journals</li><li>• Maps</li><li>• Manuscripts</li><li>• Textbooks</li><li>• Theses</li><li>• CDs</li><li>• DVDs</li></ul>	<ul style="list-style-type: none"><li>• eBooks</li><li>• Journals</li><li>• Newspapers</li><li>• Video</li><li>• Music</li><li>• Learning resources</li><li>• Past exam papers</li></ul>

# Learning resources

WRIT7070 ENGL3100

## ENGL3100 - Australian Literature

Reading list for Semester 1 2022 at St Lucia (16 items)

---

[Does Writing Matter?](#)  
*Flanagan, Richard, 2016*  
Pages from 20 to 29  
Article - Required


---

[The power and purpose of literature: Boisbouvier oration](#)  
*Wright, Alexis, Summer 2018*  
Pages from 209 to 218  
Article - Required

---

[→ 14 more items](#)

---

<h3>Past exam papers</h3> <hr/> <p>No Past Exam Papers for this course</p> <hr/> <p><a href="#">→ Search for other exam papers</a></p>	<h3>Subject guides</h3> <hr/> <p><a href="#">Literature, Australian</a></p> <hr/> <p> <a href="#">Referencing guides</a></p> <hr/> <p><a href="#">→ All library guides</a></p>	<h3>Course links</h3> <hr/> <p><a href="#">→ Learn.UQ (Blackboard)</a></p> <hr/> <p><a href="#">→ Electronic Course Profile</a></p>
--	---	---

# Library guides

- Find your subject guide to get started with your research
- Learn advanced search and data analysis tools and techniques

[Library Home](#) / [Library Guides](#) / [Subject](#) / [Agribusiness](#) / [Key resources](#)

## Agribusiness

Key resources for agribusiness

### Key resources

[Databases](#)

[Dictionaries and Encyclopedias](#)

[Handbooks](#)

[Books](#)

[Journal articles and databases](#)

[Websites and media](#)

[Statistics](#)



[Referencing](#)

[Training and software](#)

## Databases

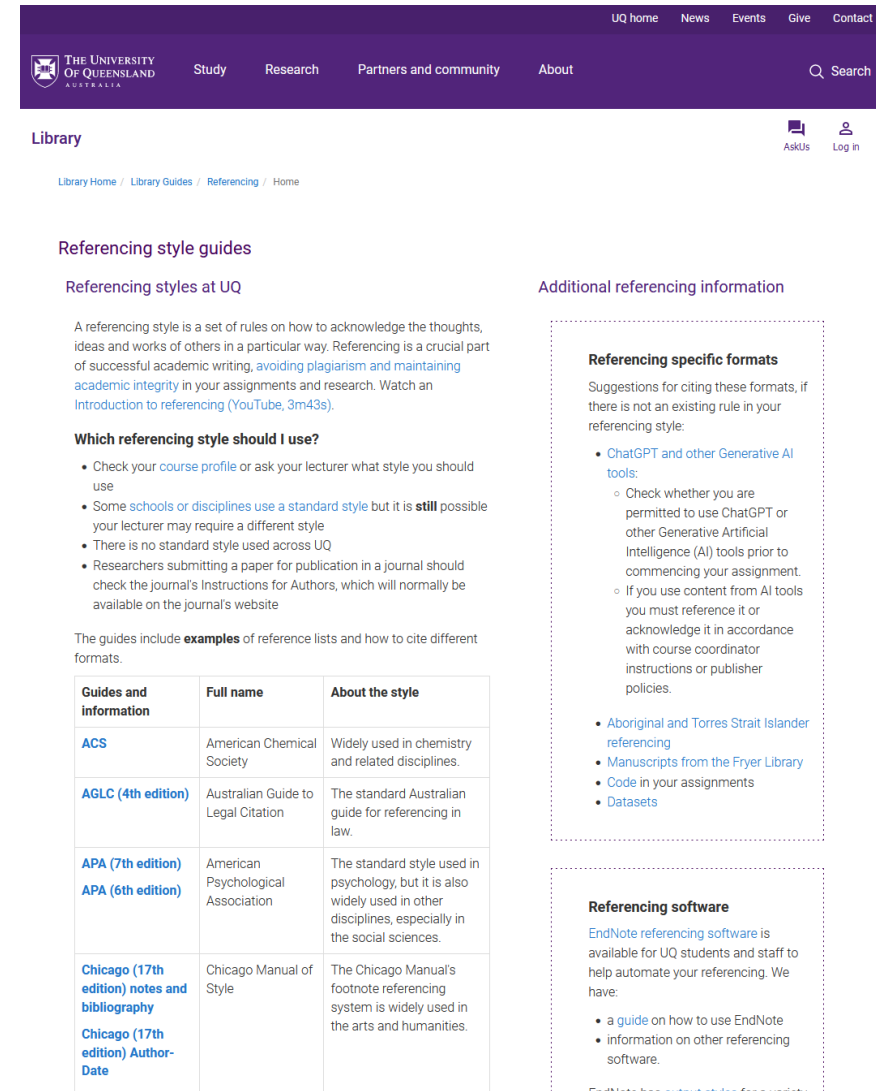


Use these key databases to find journal articles:

- [ScienceDirect](#)   
A full text database covering multiple disciplines such as life sciences, health sciences, physical sciences and engineering as well as social sciences and humanities.
- [Emerald Insight](#)  
Emerald Insight is a specialist database developed for business schools, providing full text access to the Emerald/MCB University Press' collection of peer-reviewed management journals, as well abstracts from the Emerald Management Reviews database.
- [ABI/INFORM collection](#)  
Worldwide business journals for information on advertising, marketing, economics, human resources, finance, taxation, computers, and companies.
- [DatAnalysis premium](#)   
DatAnalysis is a research tool for information on companies publicly listed

# Referencing guides

- Academic Integrity is taken very seriously by the University
- You will need to reference the sources you draw on in your assignment following a particular style
- Check which referencing style is prescribed for your course on [Learn.UQ](#) (Blackboard) or your assignment task sheet
- Then find the [referencing guide](#) on the Library's website



The screenshot shows the Library website's 'Referencing style guides' page. It includes a navigation menu at the top with links for 'Study', 'Research', 'Partners and community', and 'About'. The main content area is titled 'Referencing style guides' and 'Referencing styles at UQ'. It provides an introduction to referencing styles and a list of guides with columns for 'Full name' and 'About the style'. A table lists guides for ACS, AGLC (4th edition), APA (7th and 6th editions), and Chicago (17th edition) notes and bibliography. A sidebar on the right contains 'Additional referencing information' with sections for 'Referencing specific formats' and 'Referencing software'.

**Referencing style guides**

Referencing styles at UQ

A referencing style is a set of rules on how to acknowledge the thoughts, ideas and works of others in a particular way. Referencing is a crucial part of successful academic writing, [avoiding plagiarism and maintaining academic integrity](#) in your assignments and research. Watch an [Introduction to referencing \(YouTube, 3m43s\)](#).

**Which referencing style should I use?**

- Check your [course profile](#) or ask your lecturer what style you should use
- Some [schools or disciplines use a standard style](#) but it is **still** possible your lecturer may require a different style
- There is no standard style used across UQ
- Researchers submitting a paper for publication in a journal should check the journal's Instructions for Authors, which will normally be available on the journal's website

The guides include **examples** of reference lists and how to cite different formats.

Guides and information	Full name	About the style
<a href="#">ACS</a>	American Chemical Society	Widely used in chemistry and related disciplines.
<a href="#">AGLC (4th edition)</a>	Australian Guide to Legal Citation	The standard Australian guide for referencing in law.
<a href="#">APA (7th edition)</a> <a href="#">APA (6th edition)</a>	American Psychological Association	The standard style used in psychology, but it is also widely used in other disciplines, especially in the social sciences.
<a href="#">Chicago (17th edition) notes and bibliography</a> <a href="#">Chicago (17th edition) Author-Date</a>	Chicago Manual of Style	The Chicago Manual's footnote referencing system is widely used in the arts and humanities.

**Additional referencing information**

**Referencing specific formats**

Suggestions for citing these formats, if there is not an existing rule in your referencing style:

- [ChatGPT and other Generative AI tools](#):
  - Check whether you are permitted to use ChatGPT or other Generative Artificial Intelligence (AI) tools prior to commencing your assignment.
  - If you use content from AI tools you must reference it or acknowledge it in accordance with course coordinator instructions or publisher policies.
- [Aboriginal and Torres Strait Islander referencing](#)
- [Manuscripts from the Fryer Library](#)
- [Code in your assignments](#)
- [Datasets](#)

**Referencing software**

[EndNote referencing software](#) is available for UQ students and staff to help automate your referencing. We have:

- a [guide](#) on how to use EndNote
- information on other referencing software.

EndNote has [output styles](#) for a variety of...

# Librarian help



Do you need help doing research, finding papers or understanding referencing?

You can contact a Librarian: [librarians@library.uq.edu.au](mailto:librarians@library.uq.edu.au)

A Librarian may deliver research training in some of your courses, but you can always ask them for help outside of those times.



# Digital Essentials

Upgrade your digital and assignment skills with our handy online modules, designed to help you get future ready at UQ! Start with [UQ Systems](#), [Information Essentials](#) and [Write, Cite Submit](#).







## UQ systems

Use UQ systems module, includes:

-  Check your IT set up
-  Book rooms
-  Printing at UQ



## Assignment essentials

-  Find and use media
-  Information essentials
-  Write, cite and submit
-  Types of assignments



## Digital creation

-  Accessibility
-  Choose the right tool
-  Intellectual Property



## Digital security and safety

-  Digital security
-  Internet essentials
-  Social media






## Professional identity and skills

-  Communicate and collaborate
-  eProfessionalism



## Work with information

-  Artificial Intelligence
-  Work with data and files
-  Document your research data

# Software Training

Free to attend and upskill yourself

Attend a [training session](#) online or in person to improve your IT skills, learn useful software, and do research specific to your course.

## [Library Services for Students](#)

Have a question or need support?  
Email [training@library.uq.edu.au](mailto:training@library.uq.edu.au)



R



Python



GIS/Spatial Analysis



Excel



Word/Thesis Structuring



NVivo/Text Analysis

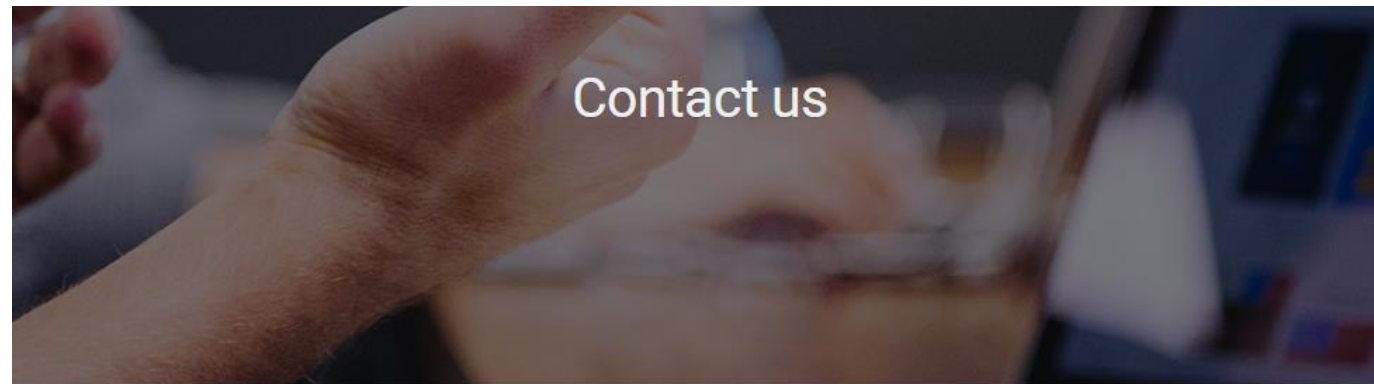
Your Library regularly offers beginner and intermediate training in these areas and more.

**Scan to learn more and sign up**



[bit.ly/uql-training](https://bit.ly/uql-training)

# Get in touch



## AskUs - we're here to assist

AskUs is our help and information service. Contact us anytime.



### Live chat

Our service is available during staffed hours.

[Library chat](#)



### Ask online

We will respond to your enquiry within one day.

[Submit an enquiry](#)



### Give us a call

Talk to one of our friendly staff.

[+61 7 3346 4312 or Video call](#)



### Visit us

Check our service hours.

[Opening hours](#)



slido



**What's one thing you didn't know about the library before today's session?**

① Start presenting to display the poll results on this slide.

# Scan & Win!



## Library Orientation Information Session Survey

Tell us about your orientation information workshop experience to win one of six **\$50 eGift vouchers**.

# We hope to see you in the Library soon!

[askus@library.uq.edu.au](mailto:askus@library.uq.edu.au)

[www.library.uq.edu.au](http://www.library.uq.edu.au)

